



## **THAMES CENTRE POLICE SERVICES BOARD**

**DETACHMENT COMMANDER**

**R.A. (Ross) STUART**

---

# **TCP SB**

**September - December 2023**

# CALLS FOR SERVICE BILLING WORKGROUPS



**Drugs** Includes trafficking, production, and importation of drugs including marihuana, cocaine, heroin, crystal meth or other controlled substances. It also includes occurrences related to indoor/outdoor grow labs.

**Drug Possession** Includes all occurrences where the most serious violation is possession of marihuana, cocaine, heroin, crystal meth or other controlled substance. It also includes other minor drug related offences.

**Operational** Operational calls for service are non-criminal events that police attend to. These include animal complaints, non-criminal domestic disturbances, missing persons, noise complaints, property – lost or found, sudden deaths, and assist public calls.

**Operational 2** Includes false alarms, keep the peace and 911 calls/911 hang-ups. Due to the higher frequency of these calls, they have been separated out from the 'Operational' category and allocated a lower time standard. Traffic incidents are excluded.

**Other Criminal Code Violations** The majority of offences counted in the Other Criminal Code Offences group are criminal offences that are not directed to people or related to property. It is similar to the group that Statistics Canada uses when reporting 'Other Criminal Code'. These include prostitution, offensive weapons, bail violations, counterfeiting, disturb the peace, indecent acts, breach of probation, and bribery.

**Property Crime Violations** This category is similar to the group that Statistics Canada uses when reporting 'Property Crimes'. These include arson, break and enter, theft, possession of stolen goods, mischief, identity theft, and some frauds.

**Statutes & Acts** Includes provincial statutes, primarily the Mental Health Act, Landlord Tenant Act and Trespass to property offences. It also includes custody dispute calls.

**Traffic** Includes motor vehicle collisions of all severities (property damage, personal injury and fatalities) and road rage incidents reported to police.

**Violent Crimes** The majority of offences counted in the Violent Crimes group are crimes against persons. This category is similar to the group that Statistics Canada uses when reporting 'Violent Crimes'. These include homicides, attempted murders, assaults, threats and robberies.

# Calls for Service Billing Report



## Calls For Service (CFS) Billing Summary Report

### Mun of Thames Centre September to December - 2023

| Billing Categories<br><i>(Billing categories below do not match traditional crime groupings)</i> | 2023                  |              |               |                             | 2022                  |              |               |                             |
|--|-----------------------|--------------|---------------|-----------------------------|-----------------------|--------------|---------------|-----------------------------|
|  | September to December | Year to Date | Time Standard | Year To Date Weighted Hours | September to December | Year to Date | Time Standard | Year To Date Weighted Hours |
| Violent Criminal Code  | 15                    | 57           | 15.8          | 900.6                       | 22                    | 45           | 15.8          | 711.0                       |
| Property Crime Violations  | 92                    | 235          | 6.4           | 1,504.0                     | 102                   | 305          | 6.4           | 1,952.0                     |
| Other Criminal Code Violations<br>(Excluding traffic)  | 9                     | 25           | 7.5           | 187.5                       | 7                     | 22           | 7.5           | 165.0                       |
| Drug Possession  | 1                     | 7            | 7.1           | 49.7                        | 0                     | 4            | 7.1           | 28.4                        |
| Drugs  | 2                     | 4            | 68.0          | 272.0                       | 1                     | 2            | 68.0          | 136.0                       |
| Statutes & Acts  | 40                    | 80           | 3.4           | 272.0                       | 32                    | 103          | 3.4           | 350.2                       |
| Operational  | 271                   | 748          | 3.8           | 2,842.4                     | 261                   | 803          | 3.8           | 3,051.4                     |
| Operational2   | 70                    | 209          | 1.4           | 292.6                       | 44                    | 167          | 1.4           | 233.8                       |
| Traffic  | 80                    | 231          | 3.7           | 854.7                       | 116                   | 314          | 3.7           | 1,161.8                     |
| <b>Total</b>   | <b>580</b>            | <b>1,596</b> |               | <b>7,175.5</b>              | <b>585</b>            | <b>1,765</b> |               | <b>7,789.6</b>              |

#### Note to Detachment Commanders:

- The content of each report is to be shared by the Detachment Commander only with the municipality for which it was generated. The municipality may treat this as a public document and distribute it as they wish.
- All data is sourced from the Niche RMS application. Included are 'reported' occurrences (actuals and unfounded occurrences) for 'billable' occurrences ONLY. Data is refreshed on a weekly basis.
- The Traffic category includes motor vehicle collision (MVC) occurrences entered into Niche (UCR code 8521). MVCs are NOT sourced from the eCRS application for this report.
- Only the primary violation is counted within an occurrence.
- Time standards displayed are for the 2023 billing period.

#### Note to Municipalities:

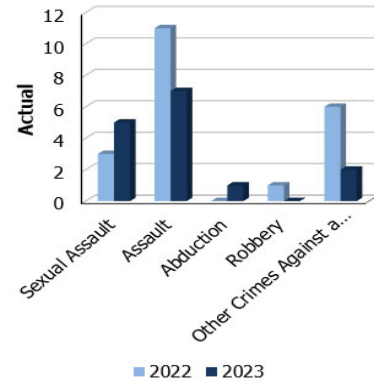
- Data contained within this report is dynamic in nature and numbers will change over time as the Ontario Provincial Police continues to investigate and solve crime.
- This report is NOT to be used for crime trend analysis as not all occurrences are included.
- Data groupings within this report do not match traditional crime groupings seen in other public reports such as the OPP Police Services Board reports or Statistics Canada reporting.



# Thames Centre PSB Report

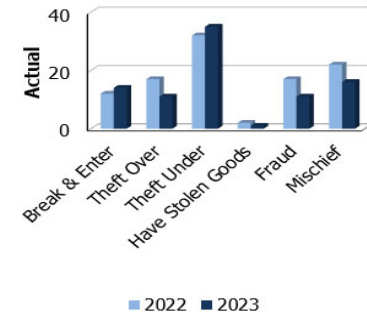
## Violent Crime

| Actual                        | September to December |           |               | Year to Date - December |           |              |
|-------------------------------|-----------------------|-----------|---------------|-------------------------|-----------|--------------|
|                               | 2022                  | 2023      | % Change      | 2022                    | 2023      | % Change     |
| Murder                        | 0                     | 0         | --            | 0                       | 0         | --           |
| Other Offences Causing Death  | 0                     | 0         | --            | 0                       | 0         | --           |
| Attempted Murder              | 0                     | 0         | --            | 0                       | 0         | --           |
| Sexual Assault                | 3                     | 5         | 66.7%         | 8                       | 11        | 37.5%        |
| Assault                       | 11                    | 7         | -36.4%        | 20                      | 26        | 30.0%        |
| Abduction                     | 0                     | 1         | --            | 0                       | 1         | --           |
| Robbery                       | 1                     | 0         | -100.0%       | 2                       | 0         | -100.0%      |
| Other Crimes Against a Person | 6                     | 2         | -66.7%        | 10                      | 15        | 50.0%        |
| <b>Total</b>                  | <b>21</b>             | <b>15</b> | <b>-28.6%</b> | <b>40</b>               | <b>53</b> | <b>32.5%</b> |



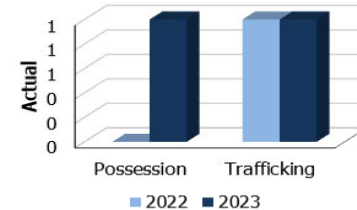
## Property Crime

| Actual            | September to December |           |               | Year to Date - December |            |               |
|-------------------|-----------------------|-----------|---------------|-------------------------|------------|---------------|
|                   | 2022                  | 2023      | % Change      | 2022                    | 2023       | % Change      |
| Arson             | 0                     | 0         | --            | 0                       | 0          | --            |
| Break & Enter     | 12                    | 14        | 16.7%         | 33                      | 20         | -39.4%        |
| Theft Over        | 17                    | 11        | -35.3%        | 68                      | 41         | -39.7%        |
| Theft Under       | 32                    | 35        | 9.4%          | 91                      | 75         | -17.6%        |
| Have Stolen Goods | 2                     | 1         | -50.0%        | 7                       | 8          | 14.3%         |
| Fraud             | 17                    | 11        | -35.3%        | 42                      | 39         | -7.1%         |
| Mischief          | 22                    | 16        | -27.3%        | 56                      | 44         | -21.4%        |
| <b>Total</b>      | <b>102</b>            | <b>88</b> | <b>-13.7%</b> | <b>297</b>              | <b>227</b> | <b>-23.6%</b> |



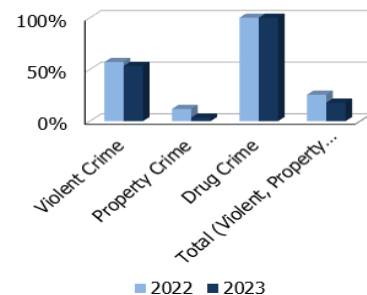
## Drug Crime

| Actual                     | September to December |          |               | Year to Date - December |          |               |
|----------------------------|-----------------------|----------|---------------|-------------------------|----------|---------------|
|                            | 2022                  | 2023     | % Change      | 2022                    | 2023     | % Change      |
| Possession                 | 0                     | 1        | --            | 0                       | 5        | --            |
| Trafficking                | 1                     | 1        | 0.0%          | 2                       | 2        | 0.0%          |
| Importation and Production | 0                     | 0        | --            | 0                       | 0        | --            |
| <b>Total</b>               | <b>1</b>              | <b>2</b> | <b>100.0%</b> | <b>2</b>                | <b>7</b> | <b>250.0%</b> |



## Clearance Rate

| Clearance Rate                              | September to December |              |              | Year to Date - December |              |             |
|---|-----------------------|--------------|--------------|-------------------------|--------------|-------------|
|   | 2022                  | 2023         | Difference   | 2022                    | 2023         | Difference  |
| Violent Crime                               | 57.1%                 | 53.3%        | -3.8%        | 65.0%                   | 62.3%        | -2.7%       |
| Property Crime                              | 11.8%                 | 3.4%         | -8.4%        | 12.5%                   | 10.6%        | -1.9%       |
| Drug Crime                                  | 100.0%                | 100.0%       | 0.0%         | 50.0%                   | 100.0%       | 50.0%       |
| <b>Total (Violent, Property &amp; Drug)</b> | <b>25.6%</b>          | <b>17.9%</b> | <b>-7.7%</b> | <b>23.2%</b>            | <b>26.4%</b> | <b>3.2%</b> |



Data contained within this report is dynamic in nature and numbers will change over time as the Ontario Provincial Police continue to investigate and solve crime.



# Call For Service Summary



**Middlesex County: 11,491 Total Calls for Service**

**Thames Centre: 4527 Total Calls for Service**

**Thames Centre Breakdown:**

**911 Hang up: 15**

**Assaults: 7**

**Alarms: 54**

**Break & Enter: 14**

**Community Service: 34**

**Domestic Incidents: 23**

**Drug Related: 2**

**Family Disputes: 28**

**Fraud: 11**

**Impaired Driving: 15**

**Mental Health: 28**

**Mischief: 16**

**Motor Vehicle Collisions: 110**

**Neighbor Disputes: 7**

**Noise Complaints: 18**

**Personal Well Being Checks: 24**

**RIDE: 135**

**Sexual Assault: 5**

**Stolen Motor Vehicle: 10**

**Thefts: 46**

**Threats: 2**

**Trespass to Property: 13**

**Trouble with youth: 24**

# Middlesex Major Crime Unit



## **Benchmark Occurrences**

During the reporting period, 17 Benchmark occurrences were reported in Thames Centre. Of these, there were 4 sudden deaths, 5 sexual assaults, 1 possession of stolen property, 1 luring minors over the internet, 2 frauds, 2 drug offences, 1 break & enter, and 1 assault.

Throughout Middlesex County, 85 Benchmark occurrences were reported.

- 27 were categorized as Crime Leads.
- 37 were designated as Crime Assists.
- 16 were related to Sexual Assaults.
- Additionally, there were 24 investigations into sudden deaths. All of them except for one, were deemed non-suspicious and non-criminal. There was one homicide investigation conducted in collaboration with the OPP Criminal Investigation Branch.
- Currently the Middlesex Major Crime Unit, under the leadership of the OPP's Criminal Investigations Bureau, is involved in four homicide investigations and one attempt murder investigation. Each of these are in various stages of progression.
- Middlesex Major Crime coordinated investigation with the Oneida First Nation Police Service into an elder abuse, Power of Attorney (POA) fraud. The Office of the Public Guardian and Trustee has been engaged to assist.
- Middlesex Major Crime Unit collaborated with the OPP Child Sexual Exploitation Unit to investigate an occurrence involving a young person. Arrangements were made to commit a sexual offence. This included the production and distribution of child pornography, and luring minors over the internet for a sexual purpose. The investigation resulted in the successful identification and arrest of two accused parties who resided in separate jurisdictions.
- Middlesex Major Crime Unit collaborated with the OPP Child Sexual Exploitation Unit to investigate an occurrence of a young person - arrangement to commit a sexual offence, making and distribution of child pornography, and luring minors over the internet for a sexual purpose. The investigation resulted in the successful identification and arrest of two accused party in separate jurisdictions.

# Middlesex Major Crime Unit



## **Offender Management Apprehension Program**

We currently have 41 total offenders on the OMAP (Offender Management Apprehension Program), which is a program for monitoring and apprehending offenders with charges that do not involve firearms or are released on a form of release. Middlesex OPP members actively check 18 offenders who live within Middlesex County and the three Indigenous communities.

## **Bail Compliance Dashboard**

Bail Compliance Dashboard is a Bail program involving firearm and weapon related offences. Offenders can only be added to the Bail Compliance Dashboard (BCD) if they are released on a FORM 11 with firearm and weapon offences. These offenders can be found on the Bail compliance dashboard on the officer's workstations, and work cell phones. Currently within Middlesex County there are four individuals contained within this dashboard.




# Community Street Crime Unit



The information contained in this report outlines data from September 1<sup>st</sup>, 2023 to December 31<sup>st</sup>, 2023 for Middlesex County. The Middlesex CSCU team works collaboratively with the Elgin County Community Street Crime Unit.

- CSCU was involved in forty-seven (47) incidents during this reporting period. These incidents ranged from assault, break and enter, drug offences, stolen property, stolen vehicles, theft, sudden death, and weapons related offences.
- CSCU was involved in executing and or assisting with six (6) search warrants in Middlesex County and the surrounding OPP/Municipal policing areas. These investigations primarily focused on stolen property, drugs, and firearms.
- CSCU members have authored thirty (30) other types of judicial authorization that include search warrants (residence, phones etc), production orders, and tracking warrants.
- CSCU members continue to assume a leadership role in addressing community concerns over illicit drug activity within Oneida Nation of the Thames, Chippewa of the Thames First Nation, and Munsee-Delaware First Nation.
- CSCU was contacted by uniform officers after they investigated a motor vehicle collision that took place in Thames Centre. The officers searched the vehicle incident to arrest and located a quantity of illicit drugs. The subsequent seizure allowed CSCU to author and obtain a search warrant related to a drug trafficking investigation. This investigation resulted in the seizure of a quantity of cocaine and prescription drugs (not prescribed to the suspect). The suspect was charged accordingly.
- CSCU continues to work in conjunction with Provincial auto theft investigators to address ongoing concerns relating to property crime and in particular motor vehicle thefts. For example, during this reporting period Middlesex CSCU assisted York Regional Police with an auto-theft investigation where two (2) stolen vehicles from the GTA were being stored in Middlesex County.

# Community Services Officer / Media



## **Detachment Success Story:**

I'd like to introduce you to and welcome Staff Sergeant Je Fadel to our Middlesex County OPP Command team. Staff Sergeant Fadel joins Staff Sergeant Steve Haight as the second Manager assigned to overseeing Detachment operations.

Upon successfully completing the Business Information Systems program from Fanshawe College, Je then completed the Executive Certificate in Conflict Management Program from the Windsor University of Law.

Throughout his 13 years of dedicated service to policing, Je has showcased his expertise as West Region's first ever Regional Digital Forensic Analyst. He was then promoted as an Intake Supervisor, and shortly after, became the Provincial Coordinator for the Cyber Operations Section - Digital Forensics at General Headquarters in Orillia.

Prior to this role with the Middlesex County OPP, Je served as the Executive Officer for Investigations and Organized Crime Command, displaying a commitment to excellence in police delivery.

Je's leadership extends to fostering key community partnerships, ensuring optimal response and support for citizen safety. Je aims to assist the Middlesex OPP Command team in establishing Middlesex OPP as the benchmark for investigative excellence, community engagement, people-centered leadership, and member satisfaction.

Welcome to the team Staff Sergeant Fadel!

# Community Services Officer / Media



## **Middlesex OPP - Thames Centre - Key Stats**

Over the reporting period of September 1, 2023, to December 31, 2023, the Middlesex OPP responded to just over 4,527 calls for service in Thames Centre. Of those calls, 1,646 E-Tickets were issued to drivers on our roads and highways and 498 Traffic Complaints were received. 110 Motor-vehicle collisions were reported, 14 break and enters, 10 stolen vehicles, 39 Impaired/Over 80 charges were laid, and 135 RIDE Programs were initiated.

Focused Patrols specifically enforcing speeding and school bus safety laws were conducted throughout this reporting period. This includes along Harrietsville Drive and Westchester Bourne Road, amongst other areas. These safety-based initiatives continue as a means of addressing community concerns and optimizing public safety.

## **Media Relations:**

Middlesex OPP continues to utilize our local area media partners as well as technology provided through social media platforms, to assist with on-going investigations and to keep our community informed. During this reporting period, Middlesex OPP have completed more than 200 Media releases to over 356 media outlet sources. Additionally, social media has been utilized to support public safety and awareness messaging. This includes 83 Tweets on the X platform (reaching over 74 thousand subscribers), posts on Facebook (102,000 followers), and on Instagram (6,500 followers).

Below are examples of the on-going positive partnerships between the police and our communities.



# Social Media Posts



OPP West Region  
@OPP\_WR

Always so fun chatting with the kids, especially this group of Beavers from @scoutscanada in @ThamesCentre. A great conversation about policing and safety. #MiddlesexOPP @CountyMiddlesex ^jh



Middlesex County OPP



OPP West Region  
@OPP\_WR

#MiddlesexOPP charged driver from Brampton in @ThamesCentre yesterday for failing to stop for school bus with lights flashing. See Amber lights prepare to stop. See red flashing you must stop. Please pay attention so kids can get on & off the bus safely. @CountyMiddlesex ^jh



**Highway Traffic Act 175 (11.1) -**  
Fail to stop for school bus - stop  
arm - meeting

**\$490 Charge and 6 Demerit pts**

Middlesex County OPP

# Social Media Posts



OPP West Region  
@OPP\_WR

#MiddlesexOPP officers stopped a 30-year-old driver from @CityofLdnOnt in a #FestiveRIDE last night in @ThamesCentre. The driver was arrested for Impaired by drug. Driving high is still Impaired. Please find an alternate ride home. @CountyMiddlesex @MADDldn ^jh



OPP West Region  
@OPP\_WR

A #MiddlesexOPP officer stopped a 17-year-old, yes, 17, from Ingersoll on #Hwy401 EB in @ThamesCentre travelling at 176km/h in a posted 100 km/h zone. Tough start to the New Year! #SlowDown #Stunt #Impound @CountyMiddlesex ^jh



# Motor Vehicle Collision Summary



## eCRS—Thames Centre Motor Vehicle Collisions

| <i>Collision Type</i> | <i>Sep - Dec 2022</i> | <i>Sep - Dec 2023</i> |
|-----------------------|-----------------------|-----------------------|
| Fatal                 | 2                     | 0                     |
| Personal Injury       | 11                    | 7                     |
| Property Damage       | 108                   | 103                   |
| <b>Total</b>          | <b>121</b>            | <b>110</b>            |



# Traffic Safety Summary



## Enforcement Statistics:

- Throughout Middlesex County, a total of 2946 Provincial Offence Notices (PON) were issued, representing a 25% increase from 2022.
- Within Thames Centre, a total of 1646 Provincial Offence Notices (PON) were issued, representing a 21% increase from 2022.
- During the Operation Impact Traffic Safety Campaign (Oct 6-9, 2023), Middlesex members issued 581 PON's. This included 300 for excessive speed, 16 for failing to wear a seatbelt, 7 distracted driving, and 7 impaired driving charges.
- Within Thames Centre, a total of 235 PONs were issued during this campaign.

## RIDE:

- During this reporting period 389 RIDE checks were completed in Middlesex County. This included 135 RIDE's within Thames Centre.

## Impaired Driving Offences:

- During this reporting period 39 impaired driving charges were laid within Middlesex County. This includes 15 within Thames Centre. This represents a 17% decrease in Thames Centre from 2022.

## Collision Summary:

- During this reporting period Middlesex OPP responded to 700 motor vehicle collisions. 110 of these collisions occurred within Thames Centre.



# THE BIG FOUR TRAFFIC COMPLAINTS

## SEAT BELTS

Buckling up takes a few seconds. Losing an unbuckled loved one in a crash lasts forever. Wear your seat belt.



## SPEEDING

No one wants to share the road with a speeding driver. Many of them who have, lost their lives through no fault of their own.

## DISTRACTED DRIVING

Texting while driving is just plain dumb and downright dangerous. If you're texting behind the wheel, who's driving?



## IMPAIRED DRIVING

Thinking of driving under the influence of alcohol or drugs? Let someone sober do the thinking and driving for you.



## SAFER ROADS ARE IN YOUR HANDS.



Be an extra set of eyes  
for the police


## WE NEED YOUR HELP.



If you suspect a driver has consumed drugs or alcohol,  
**PLEASE CALL 911 IMMEDIATELY!**


# Combat Human Trafficking

## RECRUITMENT METHODS



**ALL  
CHILDREN  
ARE VULNERABLE.**

### COMMON METHODS OF RECRUITMENT INCLUDE:



**MEETING THE NEED FOR  
FOOD, CLOTHING, SHELTER**



**PROMISES OF ROMANCE,  
LOVE, ACCEPTANCE**



**OFFERS OF  
INDEPENDENCE,  
LUXURY ITEMS, CASH**



**EXPLOITING POSITION OF AUTHORITY**



**FLATTERY, LIES,  
MANIPULATION**



**EXPLOITING  
VULNERABILITY  
OR DESPERATION**

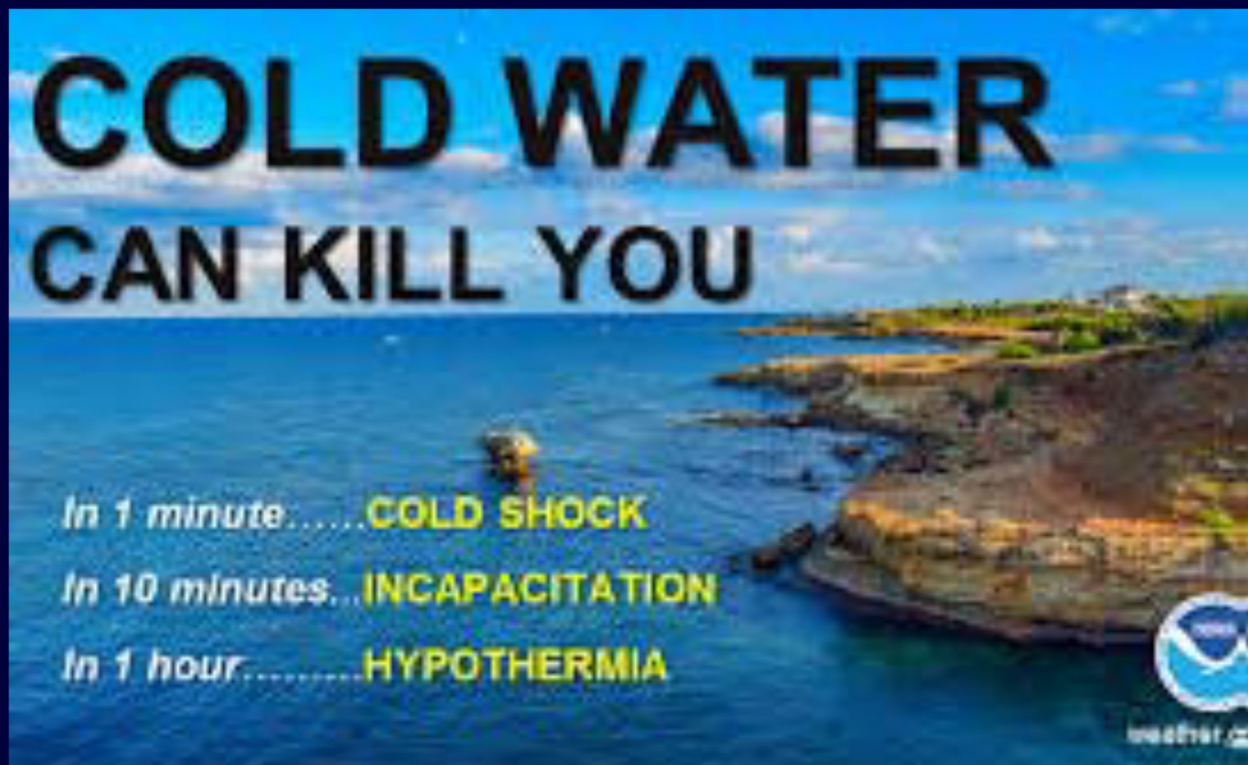
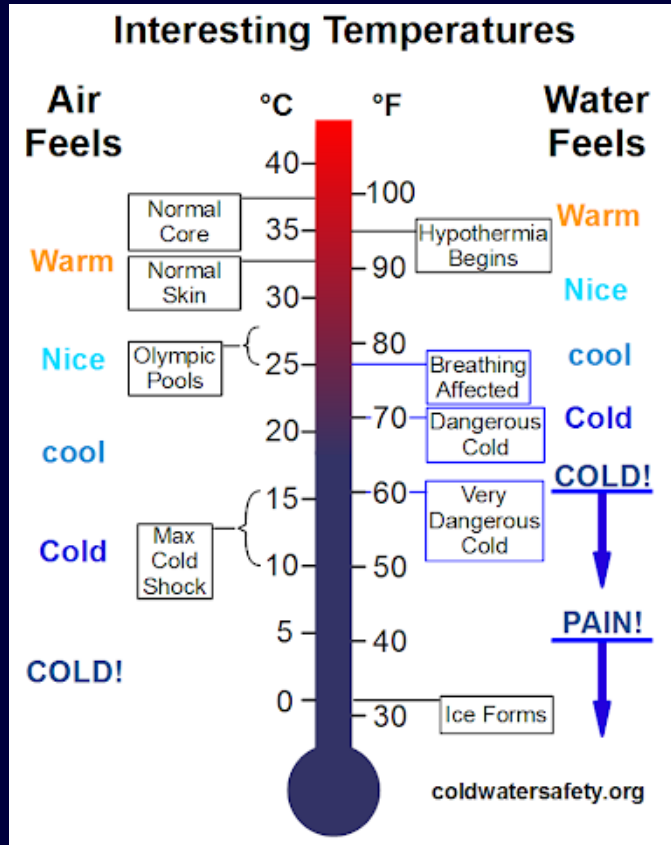




# Cold Water Safety

The water is getting cold fast. If you would not swim then plan for that when boating.

Be prepared. Wear your life jacket.



# ONLINE REPORTING



MINOR CRIME?

# REPORT ONLINE



Go to  
[opp.ca/reporting](http://opp.ca/reporting)



Choose  
your  
location



Start  
your  
report

Help your community and keep us informed involving these events  
when there are **NO injuries, NO suspects and NO evidence:**

THEFT

MISCHIEF or DAMAGE TO PROPERTY

MISCHIEF or DAMAGE TO VEHICLE

LOST or MISSING PROPERTY

STOLEN LICENSE PLATES

THEFT FROM A VEHICLE

DRIVING COMPLAINTS

In an emergency,

## ALWAYS CALL 9-1-1

or 1 (888) 310-1122



**ONLINE REPORTING**  
Ontario Provincial Police

# MIDDLESEX OPP CONTACT INFORMATION

## OPP CALLS FOR SERVICE:

When you need to report an incident or wish to speak with an officer, these numbers will connect you to the nearest OPP Communications Centre throughout Ontario.



**1-888-310-1122 1-888-310-1133 (TTY)**

## 9-1-1 EMERGENCY

### If you call 9-1-1 for an emergency:

- Give your exact location. Include address and town or city as this will enable call taker to either handle the information or transfer you to the proper 9-1-1 centre.
- Give your telephone number including the area code.
- Advise the nature of your call.
- Listen to the call takers instructions - depending on the location and type of incident, you may be transferred.
- Stay on the line until advised to hang up.

## DETACHMENT HOURS / CONTACT INFO:

|           |                      |  |                                     |                            |
|-----------|----------------------|--|-------------------------------------|----------------------------|
| Strathroy | Primary Admin Centre | 28444 Centre Rd<br>Strathroy, ON<br>N7G 3H6          | 519-245-2323<br>519-245-1410<br>fax | Monday – Friday.<br>8-4 pm |
| London    | Primary Admin Centre | 823 Exeter Rd<br>London, ON<br>N6E 1W1               | 519-681-0300<br>519-680-2649<br>fax | Monday – Friday<br>8-4 pm  |
| Lucan     | (Satellite)          | 103 Main St<br>Lucan, ON<br>N0M 2J0                  | 519-227-4423<br>519-227-4000<br>fax |                            |
| Glencoe   | (Satellite)          | PO Box 306<br>175 Water St<br>Glencoe, ON<br>N0L 1M0 | 519-287-2620<br>519-287-2436<br>fax |                            |

## CALLING THE DETACHMENT:

- When calling the detachment at the above numbers you will receive an automated greeting.
- **Press 1** if you need to report an incident or speak with an officer.
- **Press 2** if you wish to speak with the administrative personnel during the above noted business hours. After hours you may leave a non-urgent message that will be followed-up on the next business day.

**OUTSIDE PHONE \* If you attend an office and the doors are locked or it is after hours – please pick up the phone outside of the detachment and you will be connected directly to the OPP Communications Centre.**



# MIDDLESEX OPP CONTACT INFORMATION

## CRIMINAL RECORD CHECKS:

For a complete list of requirements and information on how to apply for Criminal Record Checks, Police Information Checks and Police Vulnerable Sector Checks click the link below;

[Ontario Provincial Police | Criminal Record Checks](#)

## CANADIAN ANTI-FRAUD CENTRE:

The [Canadian Anti-Fraud Centre](#) (CAFC) is the central agency in Canada that collects information and criminal intelligence on such matters as mass marketing fraud (i.e.: telemarketing), advance fee fraud (i.e.: West African letters), Internet fraud and identification theft complaints.

If you wish to report a fraud or require information on a possible fraud contact the Canadian anti-fraud centre;

Phone: 1-888-495-8501 OR E-mail: [info@antifraudcentre.ca](mailto:info@antifraudcentre.ca)

## CRIME STOPPERS:

You may contact Crime Stoppers from anywhere in Ontario at 1-800-222-8477, or by leaving an anonymous Web-Tip at [TipSoft - Web Tips Submission](#)

## CITIZENS SELF REPORTING:

You have the option to report select occurrences to the OPP from your computer or mobile device using the OPP's [Citizen Self Reporting](#) system.

Use this system to report:

1. Lost/missing property under \$5,000
2. Stolen license plates or validation stickers
3. Theft from a vehicle under \$5,000
4. Mischief/damage to a vehicle under \$5,000
5. Mischief/damage to property (other than a vehicle) under \$5,000
6. Theft under \$5,000
7. Driving Complaint

## FRONTLINE SUPPORT UNIT (FSU):

The Frontline Support Unit (FSU) program is a differential response strategy that focuses on call management. This includes responsibility for the OPP's Citizen Self-Reporting (CSR) system which is an online police reporting system for members of the public to report specific occurrences directly to the OPP via the Internet. The FSU model will offer a call handling alternative for select calls for service allowing the deployment of resources to critical incidents or member engagement in proactive police activities. Through the use of technology, the OPP continues to improve our processes and service delivery in support of its vision.



## Middlesex OPP

28444 Centre Rd  
Strathroy ON  
N7G 3H6

Phone: 519 245 2323

Emergency 911