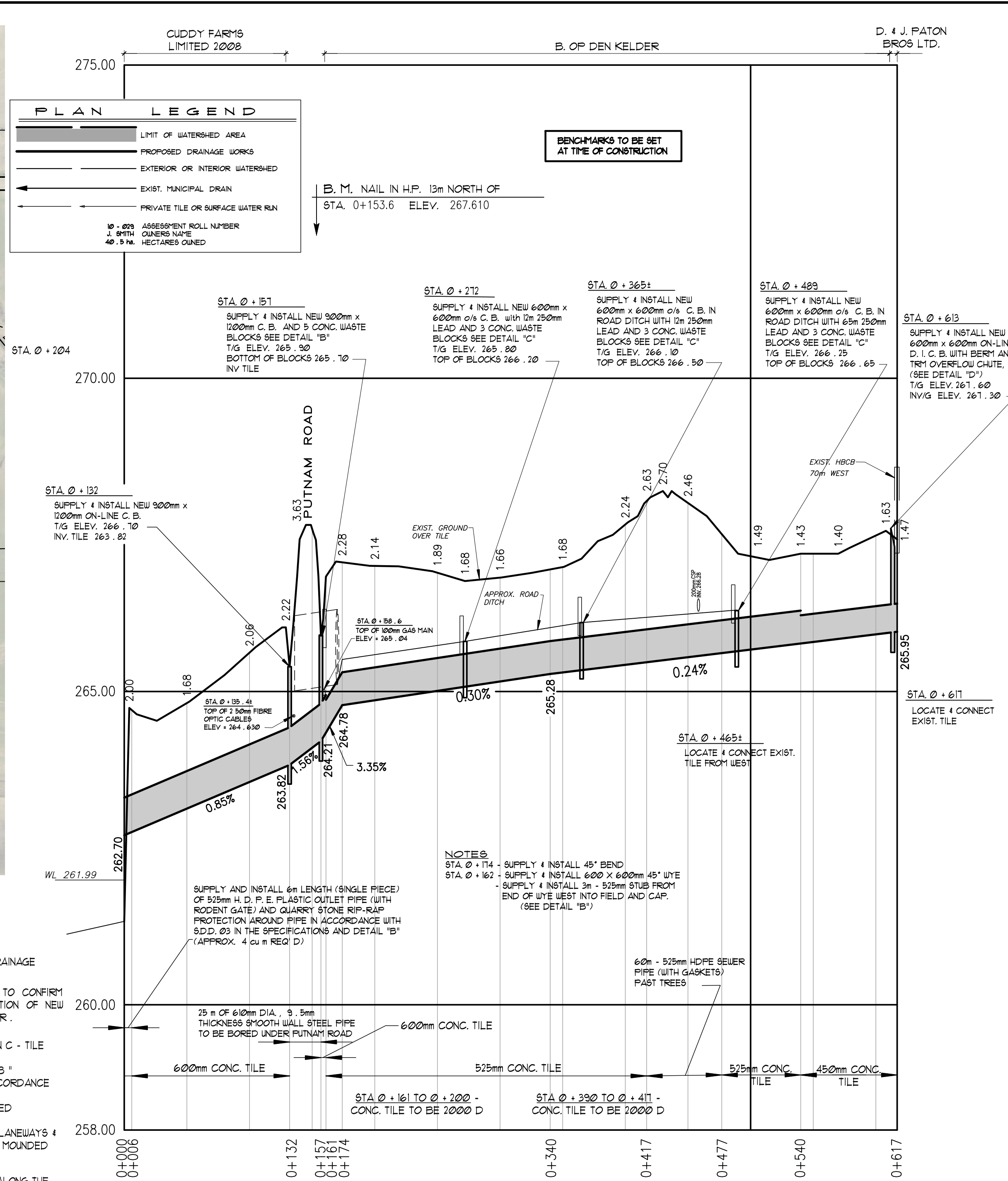


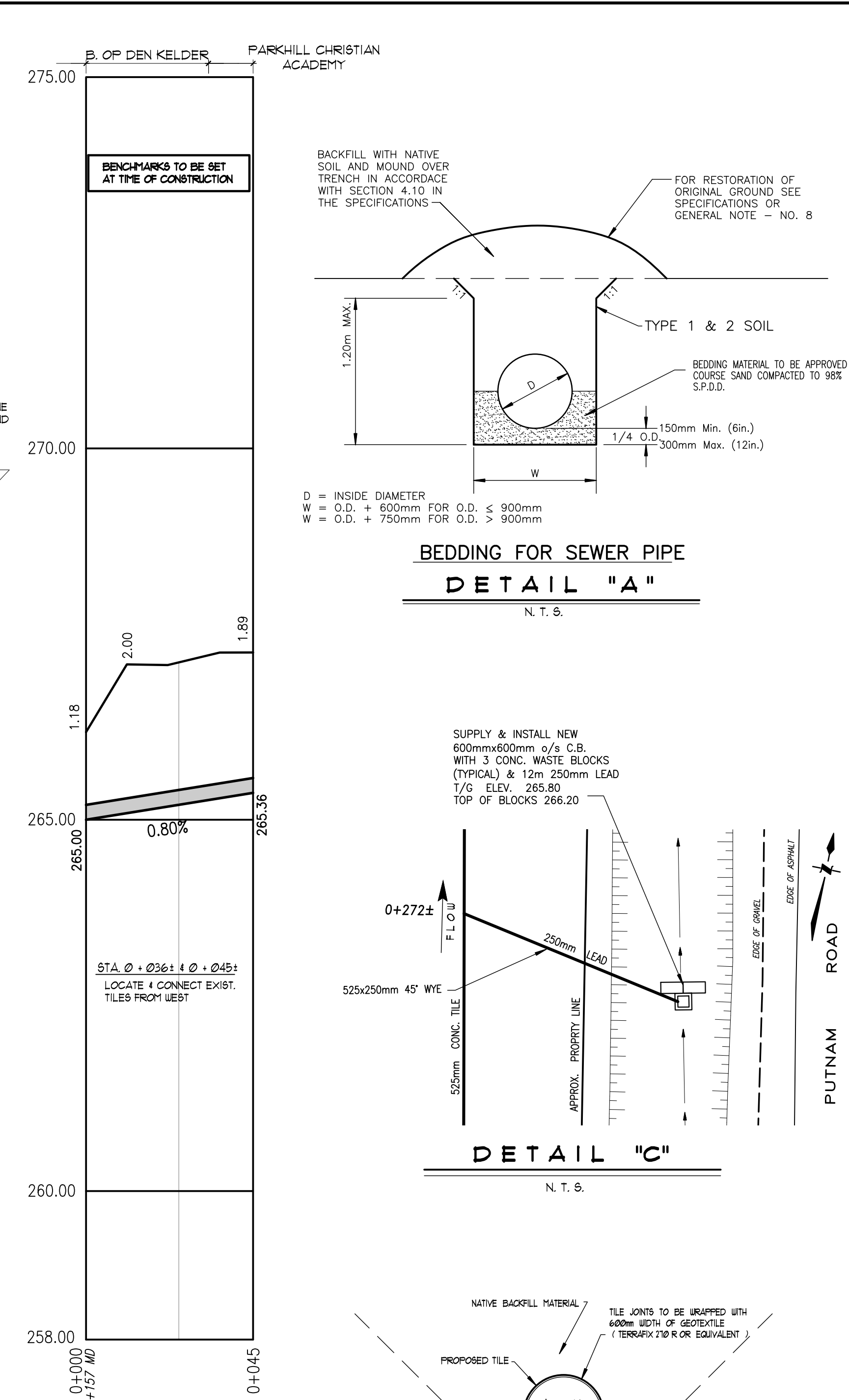
PLAN SCALE 1 : 5,000
GENERAL NOTES

- OUR SPECIFICATIONS DATED JANUARY 2020 APPLY TO THIS PROJECT.
- THE WORKING WIDTH AVAILABLE TO THE CONTRACTOR TO CONSTRUCT THE NEW DRAINS SHALL CONSIST OF THOSE LANDS IMMEDIATELY ADJACENT TO THE DRAIN AND CONNECTIONS AND SHALL NOT EXCEED THE FOLLOWING AVERAGE WIDTHS:
CLOSED PORTIONS: 7.0 meters
THE WORKING WIDTH FOR PURPOSES OF FUTURE MAINTENANCE SHALL BE THE SAME AS ABOVE EXCEPT FOR CLOSED PORTIONS SHALL BE 10m.
- ALL OWNERS ALONG THE COURSE OF THE DRAIN SHALL MAKE AN ACCESS ROUTE FROM THE NEAREST ROAD TO THE DRAIN LOCATION AVAILABLE TO THE CONTRACTOR THE AVERAGE WIDTH OF THIS ROUTE SHALL NOT EXCEED 8 METERS. THE ACCESS ROUTE SHALL ALSO APPLY FOR FUTURE MAINTENANCE PURPOSES.
- ALL UTILITIES TO BE LOCATED AND EXPOSED PRIOR TO CONSTRUCTION SO THAT THE NEW TILE GRADES CAN BE CONFIRMED. IF THERE IS A CONFLICT IN ELEVATION BETWEEN THE PROPOSED DRAIN AND THE UTILITY, THE ENGINEER IS TO BE NOTIFIED IMMEDIATELY.
 - CONTRACTOR TO NOTIFY ALL UTILITIES 72 HOURS PRIOR TO HIS SCHEDULED TIME FOR STARTING THE ABOVE WORK.
 - THE COST FOR THIS WORK SHALL BE INCLUDED IN THE ITEM ON THE EXTENT OF WORK AND NO EXTRA PAYMENT SHALL BE MADE TO THE CONTRACTOR, EXCEPT IF ROAD RESTORATION IS REQUIRED.
- RIP-RAP TO BE SUPPLIED AND INSTALLED IN ACCORDANCE WITH "SECTION A.12" IN THE SPECIFICATIONS.
- TURF REINFORCEMENT MAT SHALL BE "NORTH AMERICAN GREEN C 350" OR APPROVED EQUAL. MAT SHALL BE INSTALLED ON SEEDBED BANK IN ACCORDANCE WITH MANUFACTURER'S SPECIFICATIONS WITH THE FOLLOWING EXCEPTIONS:
 - STAPLES TO BE 200mm LONG AND SHALL BE INSTALLED TO MANUFACTURER'S "D" PATTERN
- CONTRACTOR TO ARRANGE A PRE-CONSTRUCTION MEETING WITH THE ENGINEER, DRAINAGE SUPERINTENDENT AND THE AFFECTED OWNERS. ALL PARTIES SHALL RECEIVE 48 HOURS NOTICE TO THE MEETING.
- ALL CONCRETE AND PLASTIC TILE AND PIPE TO CONFORM TO "SECTION C.1" IN THE SPECIFICATIONS.
 - SEWER PIPE TO BE CONCRETE, H. D. P. E. PLASTIC 320 MPA (BELL & SPIGOT WITH RUBBER GASKETS, CONFORMING TO C.S.A. 1026-08), FVC ULTRA RIB OR FVC SDR 35
 - CONCRETE TILE SHALL BE HEAVY DUTY, UNLESS SPECIFIED AS 2000 D OR 2400 D ON PROFILE.
- ALL CATCH-BASINS SHALL BE SUPPLIED AND INSTALLED IN ACCORDANCE WITH "SECTION C.16" IN THE SPECIFICATIONS, EXCEPT AS FOLLOWS:
 - ALL CATCH-BASIN LEADS TO BE CONNECTED TO NEW TILE DRAIN WITH PRE-FABRICATED "WYE" b) ALL NON ROAD DITCH INLET CATCH-BASINS TO HAVE BERM'S (CONSTRUCTED WITH SUBSOIL) WITH OVERFLOW CHUTE PROTECTED WITH N. A. G. C350 TURF REINFORCEMENT MAT (SEE DETAIL "D")

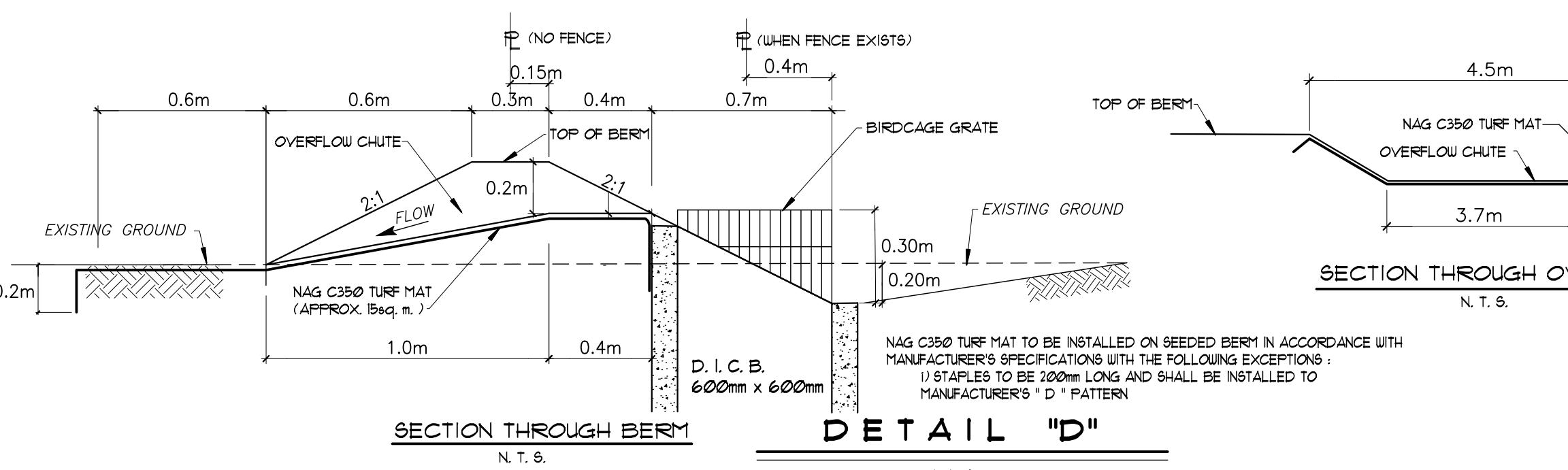
- EXACT LOCATION OF NEW DRAINS TO BE DETERMINED AT TIME OF CONSTRUCTION BY DRAINAGE SUPERINTENDENT OR ENGINEER.
EXISTING TILE DRAINS TO BE EXPOSED IN AS MANY LOCATIONS AS ARE NECESSARY TO CONFIRM THEIR EXACT LOCATION AND ELEVATION PRIOR TO CONSTRUCTION. EXACT LOCATION OF NEW TILE DRAINS THEN TO BE CONFIRMED BY DRAINAGE SUPERINTENDENT OR ENGINEER.
- INSTALLATION OF TILE AND TRENCH WIDTHS SHALL BE IN ACCORDANCE WITH "SECTION C - TILE DRAIN" IN THE SPECIFICATIONS.
 - ALL OTHER SEWER PIPE TO BE INSTALLED IN ACCORDANCE WITH DETAILS "A" OR "B"
 - ALL CONCRETE TILE AND TILE-PIPE JOINTS TO BE WRAPPED WITH GEOTEXTILE IN ACCORDANCE WITH "SECTION C.8" IN THE SPECIFICATIONS.
 - NO CONSTRUCTION EQUIPMENT OR FARM MACHINERY SHALL CROSS OVER THE MOUNDDED BACKFILLED TILE TRENCHES UNTIL SUFFICIENT SETTLEMENT HAS OCCURRED.
 - STRIP AND STOCKPILE TOPSOIL FROM CONSTRUCTION AREA (4 metre width) EXCEPT LANEWAYS & ROADS. EXCESS SPOIL TO BE LEVELLED AND TOPSOIL, RELEVELLED OVER SPOIL, MOUNDDED TRENCH AND REMAINING CONSTRUCTION AREA.
- IT SHALL BE NOTED THAT AREAS OF POOR SOIL CONDITION WILL BE ENCOUNTERED ALONG THE COURSE OF THE DRAIN. IF SUCH CONDITIONS ARE ENCOUNTERED AND IF THE TRENCH WALLS AND/OR TRENCH BOTTOM AND/OR TRENCH BOTTOM BECOME UNSTABLE, THEN THE CONTRACTOR SHALL IMMEDIATELY CONTACT THE DRAINAGE SUPERINTENDENT OR ENGINEER.
 - IF SO ORDERED BY THE DRAINAGE SUPERINTENDENT OR ENGINEER, THE CONTRACTOR SHALL INSTALL THE TILE OR PIPE ON A BEDDING OF 100mm (1/2") CRUSHED STONE THROUGH THE AREA OF UNSTABLE TRENCH. THE CRUSHED STONE SHALL BE COMPLETELY WRAPPED IN GEOTEXTILE SUCH AS "TERRAFIX 360 R" OR APPROVED EQUAL. (SEE DETAIL "E") THE LIMITS OF THIS WORK SHALL BE DETERMINED BY THE DRAINAGE SUPERINTENDENT OR ENGINEER.
 - PAYMENT FOR THIS WORK SHALL BE IN ACCORDANCE WITH THE CONTINGENCY AMOUNTS SHOWN IN THE "FORM OF TENDER".
- THE CONTRACTOR SHALL ENSURE THAT ALL TRIBUTARY DRAINS ARE CONNECTED DURING TIME OF CONSTRUCTION. ANY MISSED TILE CONNECTIONS THAT ARE FOUND DURING THE WARRANTY PERIOD OF THE CONTRACT SHALL BE COMPLETED BY THE CONTRACTOR AND SHALL BE PAID THE AMOUNT SET OUT ON PAGE 2 OF THE "FORM OF TENDER". NO ADDITIONAL PAYMENT FOR MOBILIZATION WILL BE ALLOWED. THE CONTRACTOR IS NOT RESPONSIBLE FOR COMPLETING MISSED TILE CONNECTIONS THAT ARE FOUND AFTER THE WARRANTY PERIOD FOR THE CONTRACT HAS EXPIRED.
 - ALL TILE CONNECTIONS TO BE MADE WITH CORING MACHINE AND PLASTIC ADAPTOR OR PRE-FABRICATED FITTINGS.
 - THE CONTRACTOR SHALL SUPPLY THE ENGINEER WITH A LIST SHOWING STATIONS OF ALL TILE CONNECTIONS UPON COMPLETION OF CONSTRUCTION.
- SILT FENCE TO BE PLACED ACROSS DITCH BOTTOM AT STA. 0+020 OF BRANCHES A & B DURING CONSTRUCTION TO PREVENT SILT FROM FLUSHING DOWNSTREAM, AND ARE TO BE MAINTAINED AS NECESSARY DURING CONSTRUCTION. SILT FENCE AND SILT TO BE REMOVED AND DISPOSED OF AFTER CONSTRUCTION.



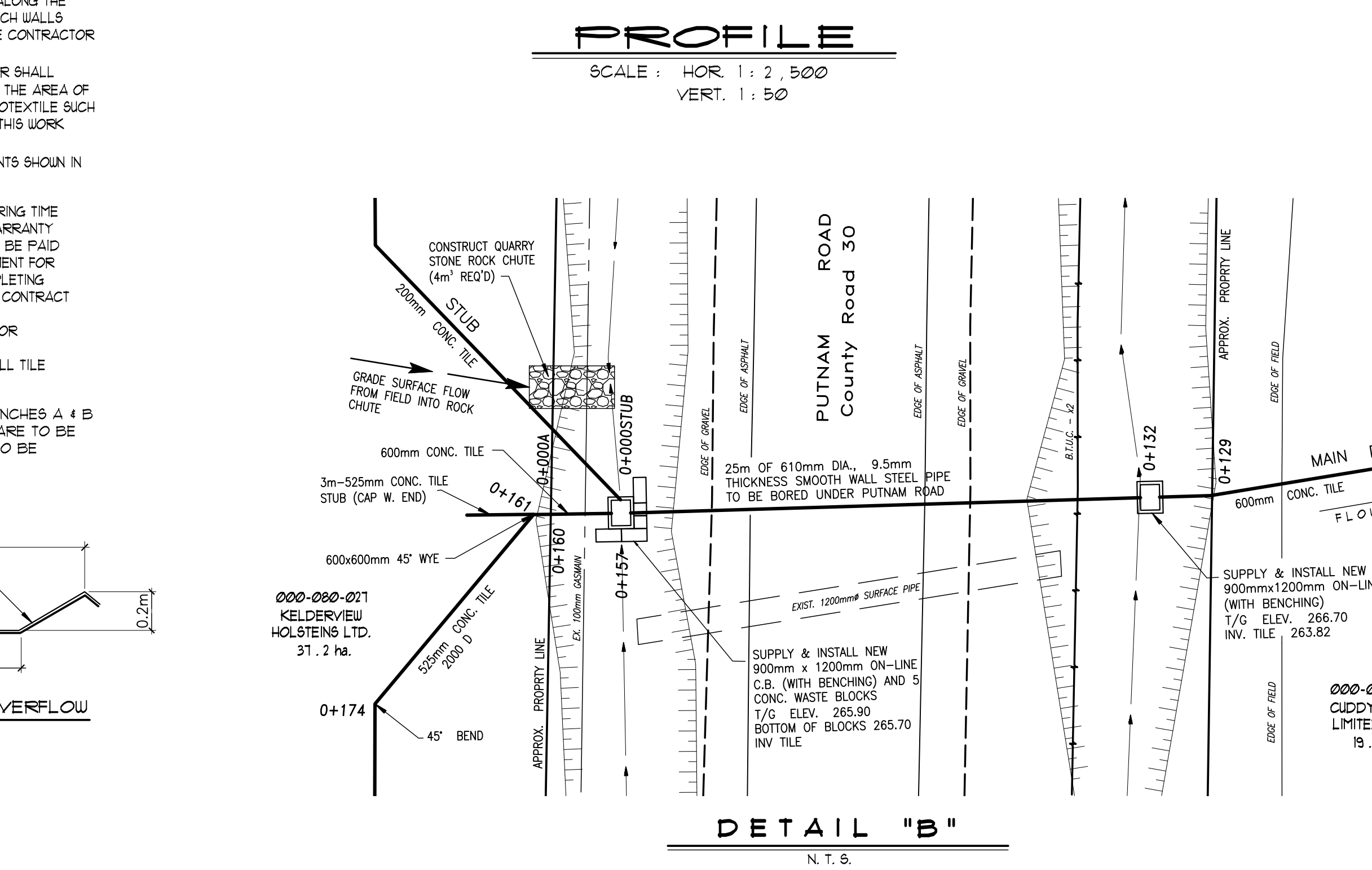
PROFILE SCALE: HOR 1 : 2,500
VERT. 1 : 50



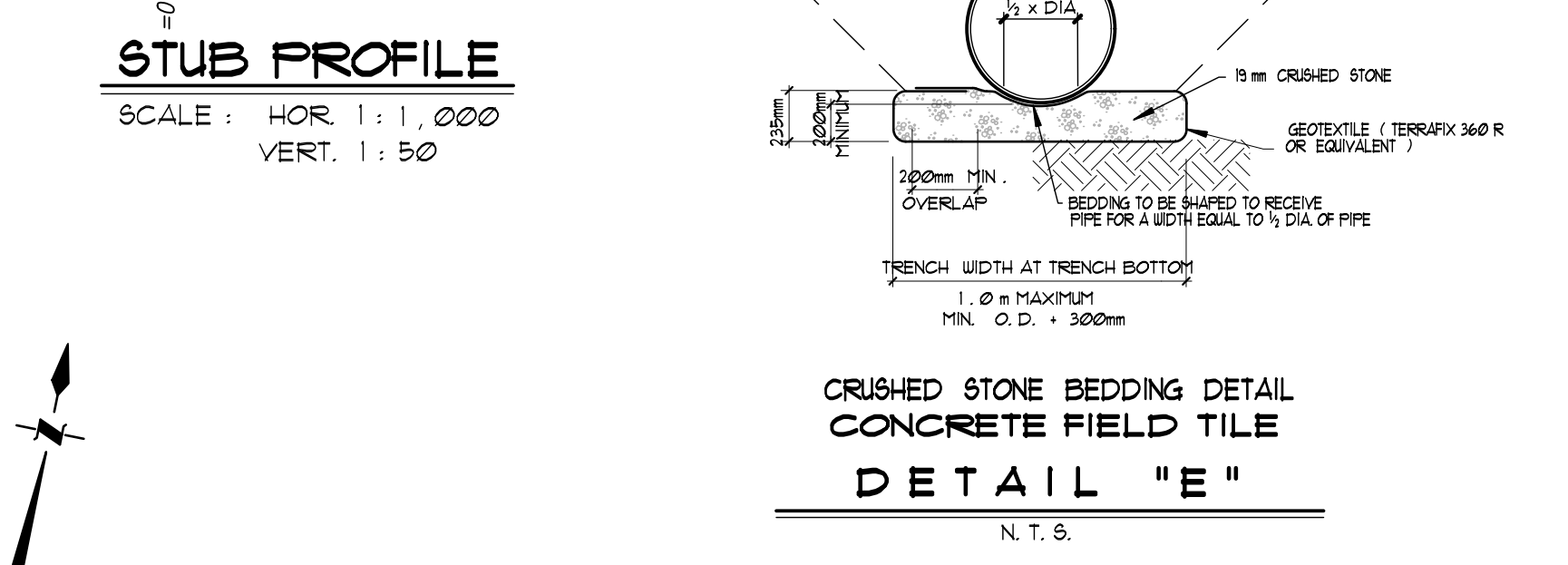
STUB PROFILE SCALE: HOR 1 : 1,000
VERT. 1 : 50



SECTION THROUGH BERM
SECTION THROUGH OVERFLOW
DETAIL "D" N.T.S.



DETAIL "B" N.T.S.



CRUSHED STONE BEDDING DETAIL
CONCRETE FIELD TILE
DETAIL "E" N.T.S.

OP DEN KELDER-PATTON DRAIN 2023

Municipality of **Thames Centre**

Drainage Superintendent:		No.	REVISIONS	DATE
TRAVIS FITT				
519-268-7334 EXT. 234				

Drawn By: ML4ak	Field Book	JOB No.	Drawing No.
Date: AUG. 16, 2023	G. P. 9/D-215	2 2 2 1 4 7	1 of 1

PLAN, PROFILES, & DETAILS

SPRIET ASSOCIATES LONDON CONSULTING ENGINEERS LIMITED

155 YORK STREET - LONDON (519) 672-4100 - N6A 1A8