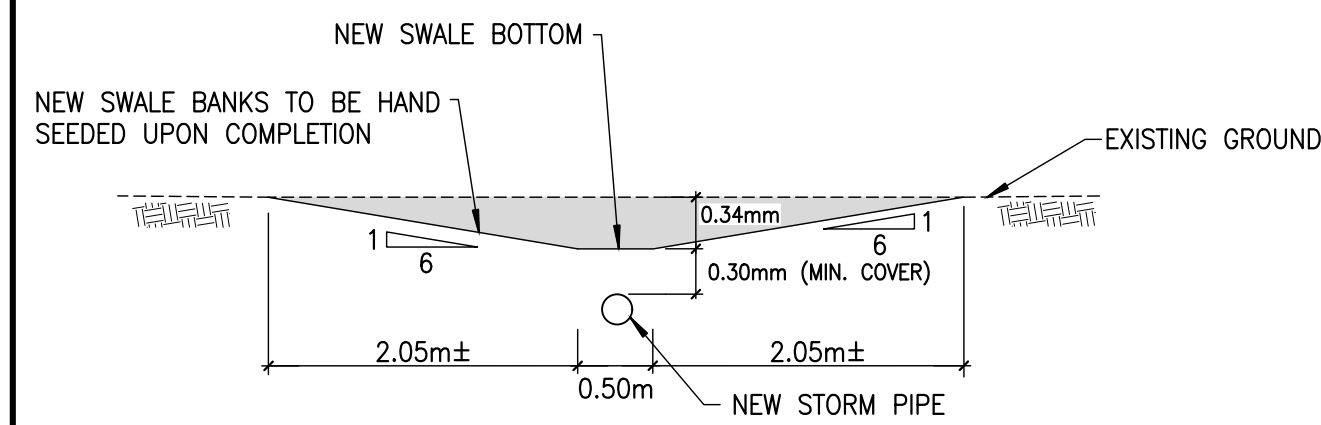


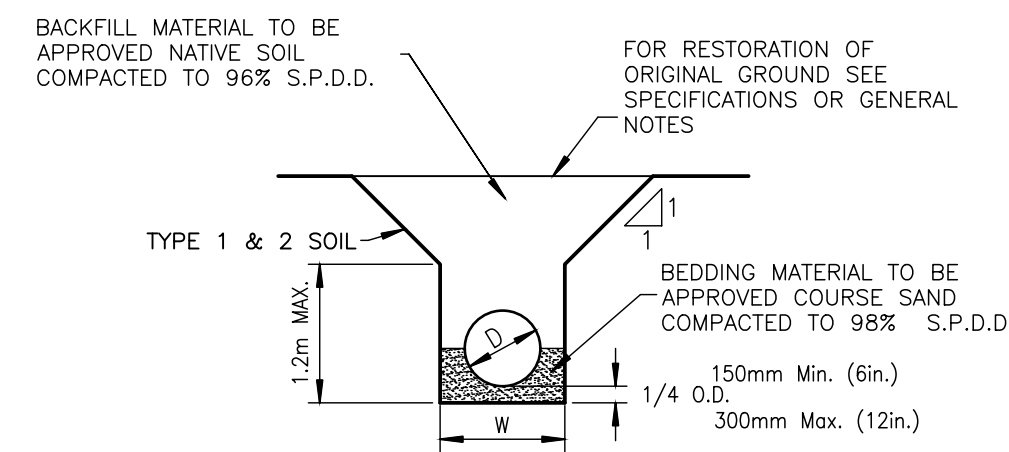
PLAN LEGEND

- PROPOSED H.D.P.E. SMOOTH AND DUAL WALL TUBING
- 450mm H.D.P.E. CATCHBASIN
- SWALE DIRECTION
- + 284.05 SWALE ELEVATIONS

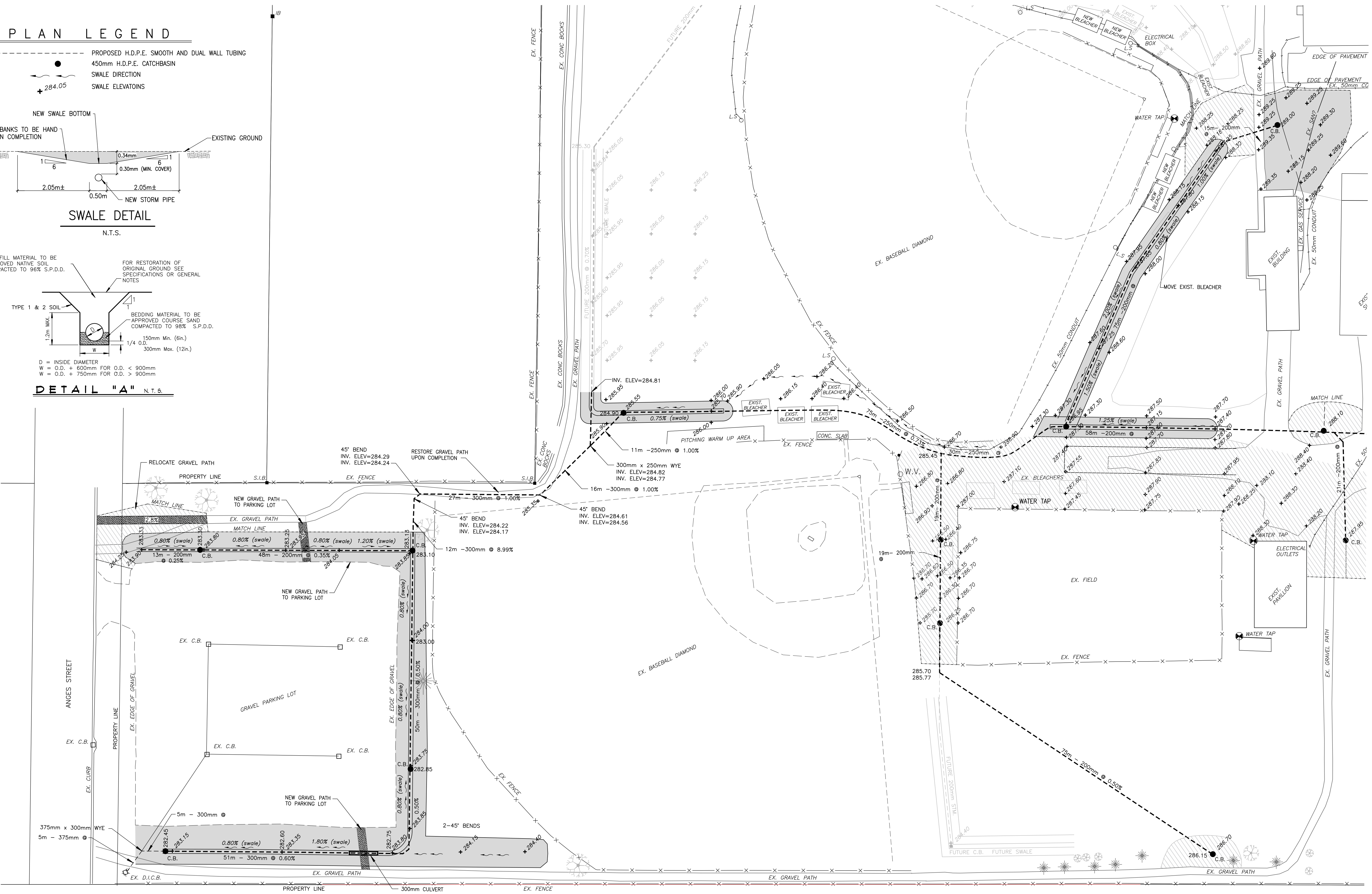


SWALE DETAIL

N.T.S.



DETAIL "A" N.T.S.



AS CONSTRUCTED NOTES	COMPLETION	No.	REVISIONS	DATE	BY	CONSULTANT
DESIGN: M.P.D.						SPRIET ASSOCIATES LIMITED LONDON CONSULTING ENGINEERS 155 YORK STREET --LONDON (519) 672-4100--N6A 1A8
DRAWN: GAV. & R.K.						
CHECKED: GAV.						
APPROVED: M.P.D.						
DATE: DEC. 31/20						

ENGR'S STAMP: [Blank]

CLIENT: [Blank]

SCALE: HORZ. 1 : 400

TITLE: **THORNDALE COMMUNITY CENTRE**
STORM SERVICING
 STA. 0+000 TO STA. 0+000

Project No.	223285
Sheet No.	1 of 2
Plan File No.	